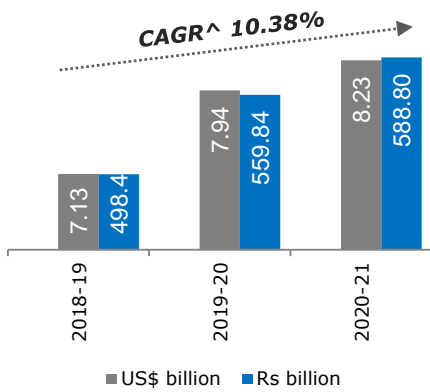




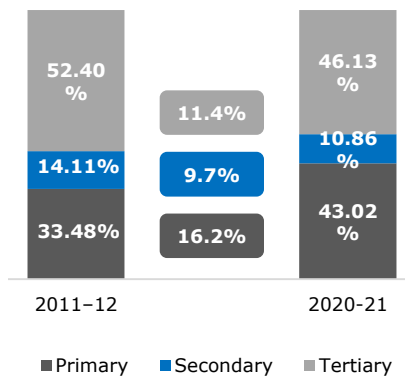
# TRIPURA

## ECONOMIC SNAPSHOT

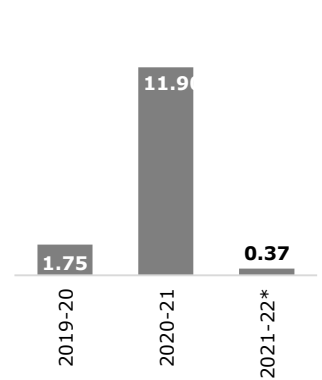
GSDP of Tripura at Current Prices



GSVA Composition by Sector at Current Prices



Merchandise Export from Tripura (US\$ million)



Note: - <sup>^</sup>CAGR in Rs, P- Provisional, E- Estimate,, GSDP - Gross State Domestic Product, GSVA - Gross State Value Added, FDI- Foreign Direct Investment; \* Until May 2021  
Source: MOSPI, Directorate General of Commercial Intelligence and Statistics

## ADVANTAGES



### Tourism hub in North East

Blessed with scenic beauty, ancient places, temples, breathing taking verdant hills and bio-diversity treasure trove of wildlife sanctuaries



### Untapped resources and medical plants

266 medicinal plants, 379 species of trees, 581 herbs, 320 shrubs and 165 climbers  
Tripura has several potential sectors such as organic spices, bio-fuels and eco-tourism



### Availability of skilled workforce

Tripura has a large base of skilled labour, making it an ideal destination for knowledge sectors. At 87.8%, its literacy rate is higher than the national average rate



### Policy and infrastructure Support

Wide range of fiscal and policy incentives for businesses under the Tripura Industrial Investment Promotion Incentive Scheme, 2012

## KEY GOVERNMENT POLICIES AND OBJECTIVES



### IT/ITeS Policy and Roadmap - 2017

Digital transformation of Government services and development of digital infrastructure



### Tripura Tourism Policy 2020-25

To enhance tourism experience in Tripura and promote sustainable tourism. Facilitation of private sector involvement in tourism infrastructure development



### North East Industrial Development Scheme 2017

Promote the Northeast as an attractive investment destination by providing concessions and incentives.



### Tripura State Bamboo Policy

In order to give boost to the bamboo resource that provide employment and income generating activities to rural and tribal people.



### Tripura Industrial Investment Promotion Incentives Scheme, 2012

To make Tripura a preferred destination for industrial and trade activities

## GOVERNMENT VISION FOR THE STATE



### Infrastructure

Manufacturing employment as a proportion of total employment will be increased from 1.79% (Census 2011) to 4.5% in 2030



### Agriculture

Total cropped area under irrigation will be increased from 44.5% to 75% by 2030



### Energy Efficiency

Energy GSDP ratio will be increased from 2.60% to 5.5% by 2030



### Tourism

Develop services that would promote tourism and increase tourists  
Improving the security scenario for safety of tourists